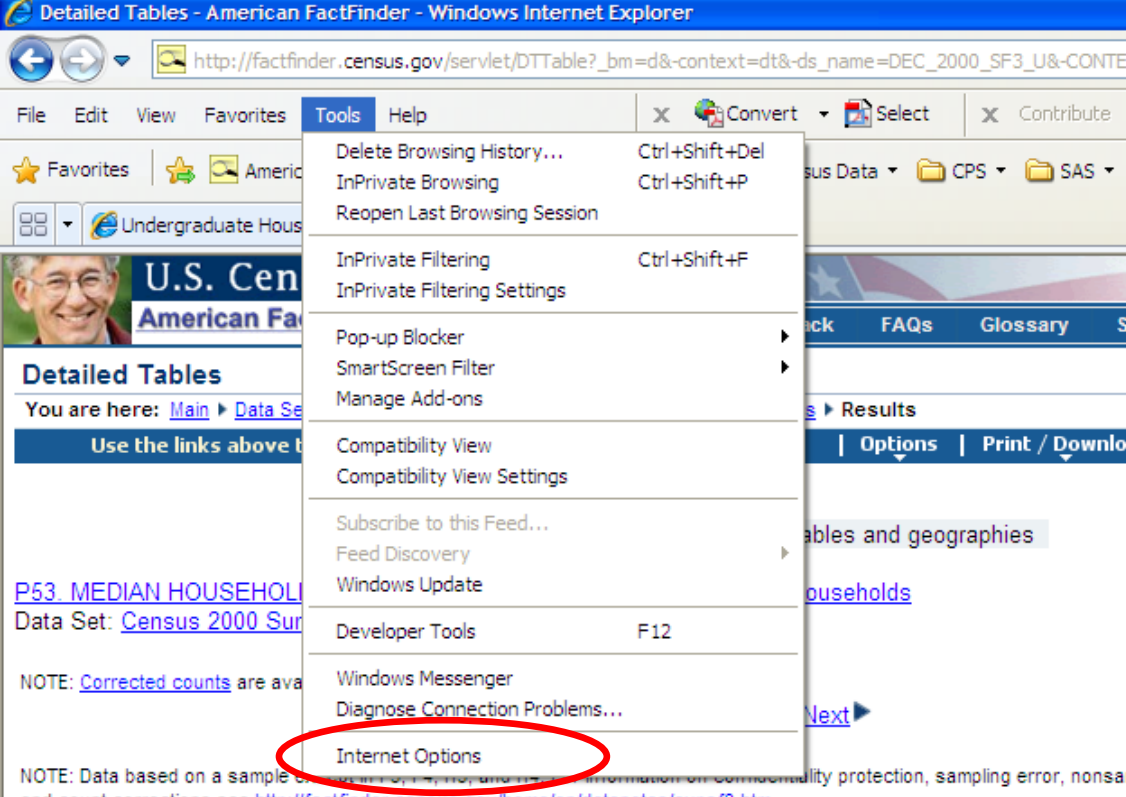


Instructions to “fix” problem of only a partial download from American FactFinder (AFF):

When you try to download data from AFF but only receive the records that are seen on the screen, you need to check the security settings on your Internet Explorer browser;

1. Select “Tools” from the browser window.
2. Select “Internet Options” at the bottom of the list.

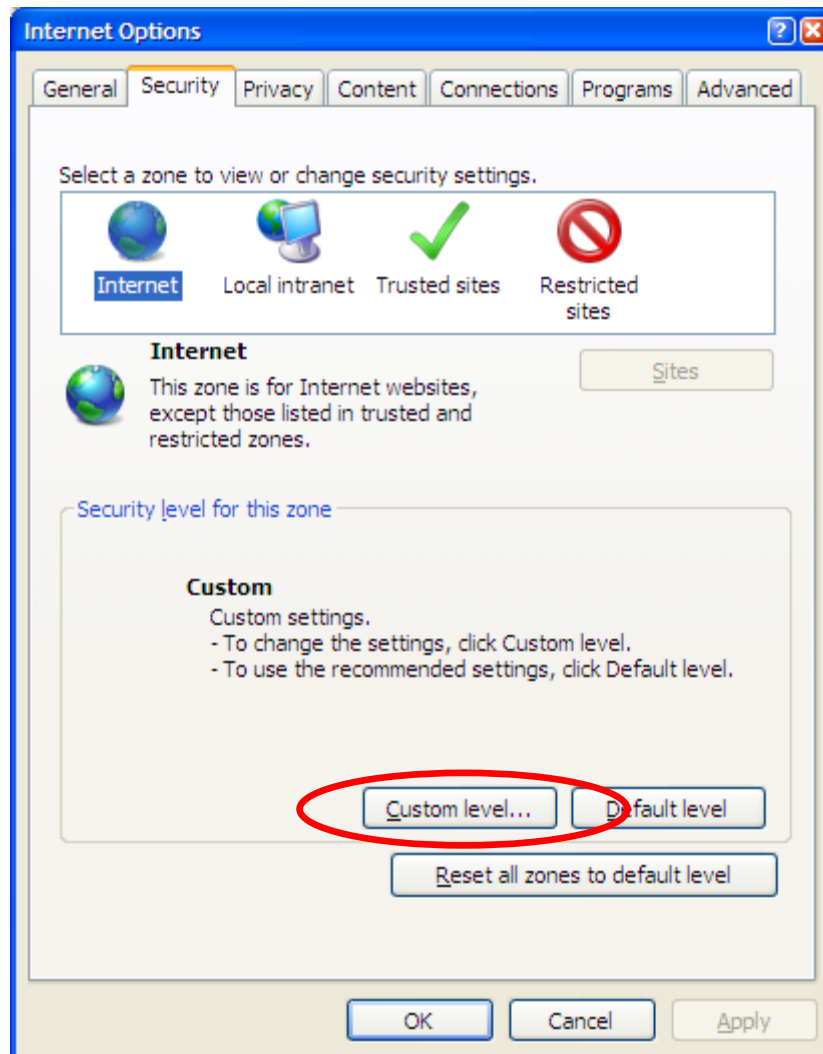


The screenshot shows the Internet Explorer browser window titled "Detailed Tables - American FactFinder - Windows Internet Explorer". The address bar displays the URL: http://factfinder.census.gov/servlet/DTTable?_bm=d&-context=dt&-ds_name=DEC_2000_SF3_U&-CONTE. The "Tools" menu is open, showing various options. The "Internet Options" option at the bottom of the menu is circled in red. The background page shows the "Detailed Tables" section of the American FactFinder website, with a table of median household income in 1999 for various California locations.

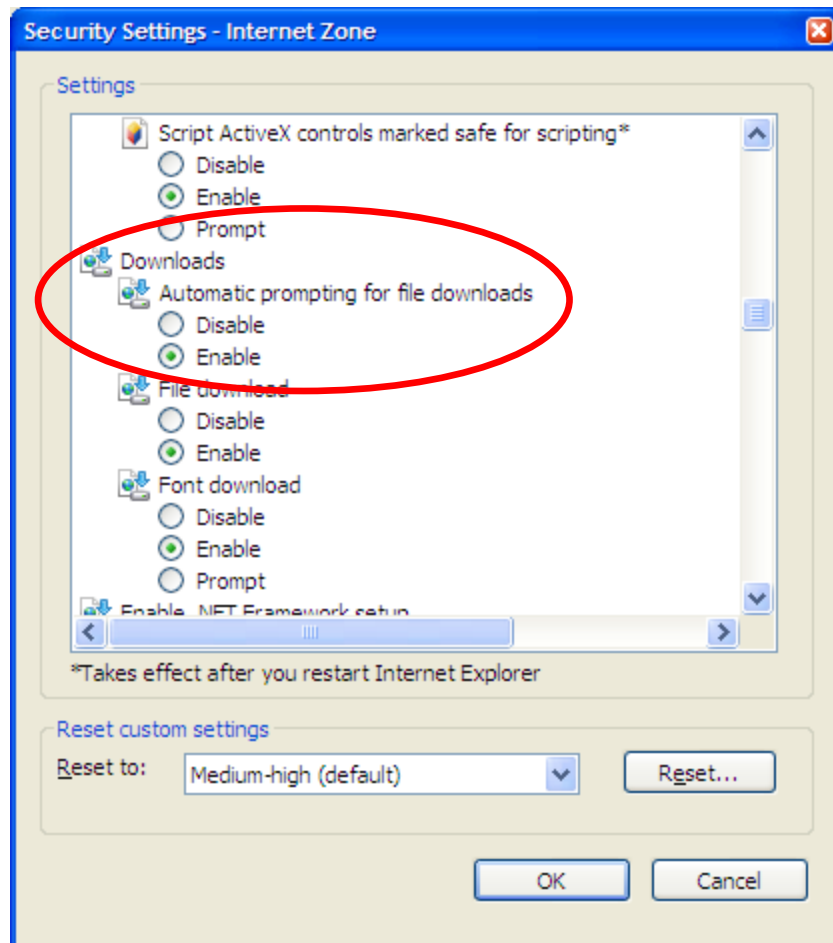
	Acton CDP, California	Adelanto city, California	Agoura Hills city, California	Alameda ci California
Median household income in 1999	63,156	31,594	87,008	

U.S. Census Bureau

3. In the "Internet Options" window, click on the "Security" tab.
4. Click on the "Custom Level..." button.



5. Scroll down the “Settings” list almost halfway to “**Downloads**”. The first item should be “Automatic prompting for file downloads”. Make sure “Enable” is selected.



6. Click the OK button on both windows to activate.

This change should take effect immediately. You should now be able to download all of the geography you have selected.